INDEPENDENT-CELL LOCKER / PPE ISSUE FORMAT

PPE by the door. Your brand.

A locker vending cabinet with nineteen independent cells beside a separate control tower for PPE issue and

19 cells
LOCKER SELECTIONS

21.5 in
TOUCHSCREEN (SCHEDULE)

1940 mm
PUBLISHED HEIGHT



LEFT-FACING	FRONT VIEW	RIGHT-FACING
Cedar	White/Teal	Rosewood

Configured for your products.

Cedar, Lagoon and Rosewood finish options are shown on the genuine bound view.

PLACE THE EXPERIENCE IN CONTEXT

A useful stop in the daily flow.

Illustrative placement concepts show how the format could sit in a planned environment. They are not photographs of completed FCV installations.



Factory staff-issue corridor

AUDIENCE

Controlled PPE issue beside a staff access route.

ACCESS

Agree the approved range, door register and replenishment routine.

SITE CHECK

Check floor loading, power and service clearance.



Warehouse equipment room

An illustrative placement near kit stores, not an installed project.



Site safety store

An indoor concept beside issue counters; agree access hours and approvals.

PUBLISHED MODEL DATA / CONFIRM THE SUPPLIED CONFIGURATION

A clearer view of the specification.

1940 mm*
PUBLISHED HEIGHT

19 cells*
LOCKER SELECTIONS

21.5 in*
TOUCHSCREEN (SCHEDULE)

Cabinet + interface

Published H x W x D	**1940 x (1080+397) x 320 mm**
Published weight	**320kg***
Named display	**21.5-inch touch screen**
Interface reference	**Controller tower; protocol confirm**

Loading + release

Cell map	**19 independent compartments**
Upper cells	**3 taller compartments**
Controller column	**397 mm wide, separate**
Cabinet depth	**320 mm (named schedule)**



INDEPENDENT CELLS, NOT A CHUTE

Each door is its own compartment; the count is assignments, not stock.

ELECTRICAL + INTERFACE

AC 100-240 V*

AC 100-240 V, 50 Hz per the named 21.5-inch schedule. Confirm the supplied electrical rating.

Interface: confirm

COOLING + PACK FIT

Normal temperature*

The page table specifies normal temperature; no refrigerated configuration is named for this schedule.

No refrigeration or heating is specified — an ambient locker cabinet.

Published watts are not daily energy use.

No power rating published; rated power is a draw rating, not measured daily kWh. Cell count is an assignment map, not a stock volume.

The 19S named schedule is retained separately from the linked 27S brochure. Confirm door map, device column and pack fit for the actual unit.

PUBLISHED CAPABILITY / SELECTED FITMENT

Digital at the front. Clear behind it.

Specify the customer experience and the fitted hardware separately. A published option is not a promise that every device is installed.

Customer experience

A 21.5-inch touchscreen controller manages selection and door release. Agree supplied software, languages, product images and device scope.

A configurable system

Nineteen independent compartments sit behind numbered doors. Confirm the door map, per-cell clearances and service access for the actual cabinet.

Payment methods + fitment

METHOD	PUBLISHED CAPABILITY	SELECTED SETUP
Cards	Not documented	Confirm terminal and provider
NFC / contactless	Not documented	Confirm enabled methods
QR / scan	Not documented	Agree provider and activation
Cash / banknotes **Coins** **Coin changer / change**	No payment schedule is published for this exact model; issue workflows may replace payment entirely.	Do not assume devices are fitted. Confirm identification, entitlements and any payment requirement.

Confirm reader, currency, enabled methods, SIM/network, merchant onboarding, fees and refund process. MDB/DEX does not by itself confirm every device or provider. Agree software, reporting and inventory scope separately.

Published options to select

19 cell doors
CONFIRM SELECTED FITMENT

3 tall + 16 small
CONFIRM SELECTED FITMENT

21.5-in screen*
CONFIRM SELECTED FITMENT

Separate controller
CONFIRM SELECTED FITMENT

Normal temperature
CONFIRM SELECTED FITMENT

Payments: confirm
CONFIRM SELECTED FITMENT

PHOTOGRAPHED CONFIGURATION / AGREED LOADING PLAN

Map the doors. Test the release.

Documented layout: three taller upper cells above four rows of four — nineteen independent compartments. Cell count is an assignment map, not a verified refill quantity.



FULL CABINET



1. Three tall upper cells
2. Small-cell row 1
3. Transparent cell doors
4. Small-cell row 3
5. Lower cell row
6. Cell bank frame
7. Cell bank base edge

LOCKER CELLS / TOP TO BOTTOM

Numbered zones mark the photographed cell bank; the controller column is a separate section.

Confirm the loading plan

DOOR MAP

19 cells: three taller upper compartments above four rows of four. Register every door

PACK FIT

Measure the clear opening and internal space with a sample PPE pack before assigning a cell.

ISSUE REGISTER

Link each door to product, size and approved quantity; record batch or expiry where relevant.

RELEASE TEST

Trial each assigned door release and collection path before the range goes live.

Confirm clear opening, internal space and door release with a sample pack; keep a door-to-product register.

THREE WAYS TO OPERATE / PRICING TAILORED TO YOUR SITE

Choose your operating plan.

Select the responsibility split for your machine, products and service. Prices and the final terms are confirmed for your chosen setup.

01 / SELF-OPERATE

Own + operate

Pay 100% of the machine price upfront. Own the equipment and manage products and daily operation.

02 / FIXED MONTHLY FEE

Your products. FCV service.

You provide products. FCV handles agreed refilling, maintenance, technical and software support.

03 / FULLY MANAGED

FCV manages

Customer buys the machine. FCV owns products, sets retail prices, and manages restocking, technical/software support, maintenance and complaints.

RESPONSIBILITY	SELF-OPERATE	FIXED FEE	FCV MANAGED
Products	You	You	FCV
Retail prices	You	Agreed scope	FCV
Restocking	You	FCV in agreed scope	FCV
Care + software	Agree separately	FCV in agreed scope	FCV
Customer issues	You	Agreed scope	FCV

Fully managed: purchase and agreed share

MACHINE PURCHASE

100% Customer pays the agreed machine price in full. The customer owns the equipment.

GROSS-SALES SHARE: UP TO

25% The owner share of monthly gross sales is agreed by performance.

The contract term, machine ownership and operating responsibilities are confirmed before the managed agreement is finalised.

Monthly gross-sales share is agreed by sales performance, up to 25%. No minimum share or sales result is promised.

Pricing tailored to your setup.

Request a personalised quotation for your selected machine, configuration and operating plan.

Get pricing on WhatsApp

Contact FCV

Main website | This model | Google Maps